

Modular Preparation 600 mm Passthrough Ambient Unit with 2 Doors

ITEM # _____

MODEL # _____

NAME # _____

SIS # _____

AIA # _____


121819 (TERP6DA)

Pass-through door Ambient Unit with 1 hinged door, 600mm

Short Form Specification

Item No. _____

Constructed entirely in 304 AISI stainless steel. Front and rear longitudinal stainless steel c-channel reinforcement. Internal and external side panels with sound deadening reinforcements to strengthen structure. Doors incorporate sound deadening internal panels and are fitted with 304 AISI stainless steel hinges allowing an opening of 180° degrees. 150mm height-adjustable (0/+90mm) oversized feet (65x65mm) can be removed for masonry installation. 45° degree internal side corner junction system. 304 AISI middle shelf, with inner double fold to eliminate gaps between sides and back, height-adjustable in 3 positions with a stainless steel support to avoid twisting.

Main Features

- Masonry installation possible by simply removing feet.
- Extremely easy to clean thanks to the smooth edges.

Construction

- Front and rear lengthwise stainless steel c-channel reinforcement, 15/10 (16 gauges).
- Sound deadening reinforcements between internal and external side panels to strengthen structure.
- Mounted on 150 mm height adjustable (0/+90 mm) oversized (65x65 mm) feet.
- Internal sides supporting the structure to have 45° degrees internal side corners junction system.
- 30 mm high middle-shelf in AISI 304 stainless steel, height-adjustable in 3 positions, with inner double fold to eliminate gaps between sides and back.
- Hinged door with sound deadening internal panels, fitted with 304 AISI stainless steel hinges on the inner sides, allows a 180° degree opening.
- Doors made in 304 AISI stainless steel with Scotch-Brite finishing.

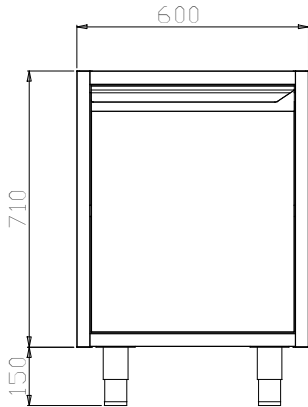
Optional Accessories

- Stainless steel plinth, 600mm PNC 855822
- Stainless steel plinth for end elements, central installation, 700mm depth PNC 855838

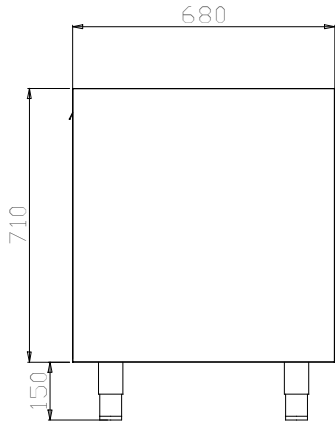
APPROVAL: _____



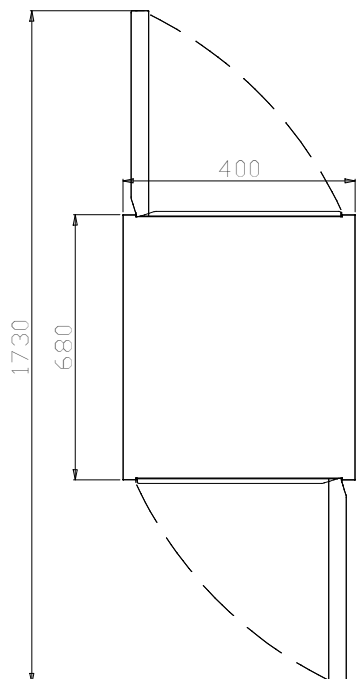
Front



Side



Top



Key Information:

Cabinet width:	
121819 (TERP6DA)	530 mm
Cabinet depth:	610 mm
Cabinet height:	620 mm
N° of doors:	1
Door Type:	Hinged
External dimensions, Width:	600 mm
External dimensions, Depth:	680 mm
External dimensions, Height:	860 mm
Net weight:	10 kg